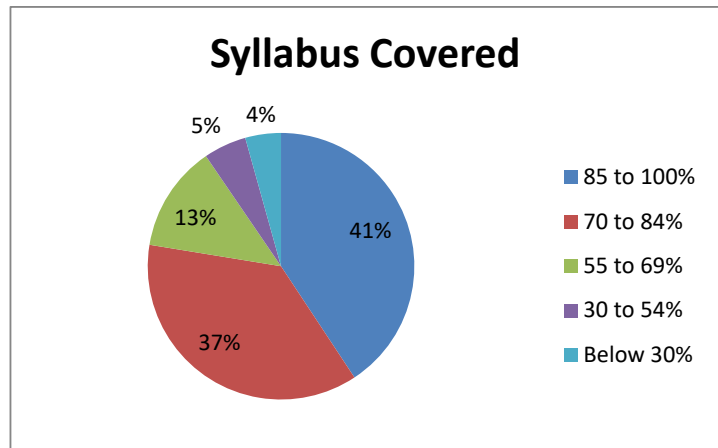
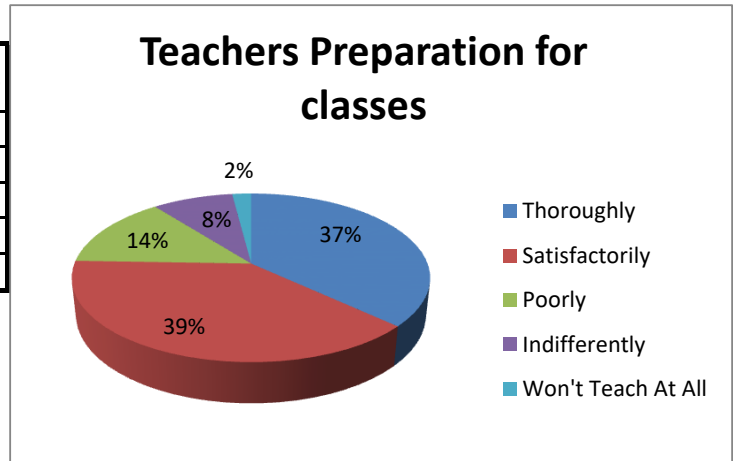


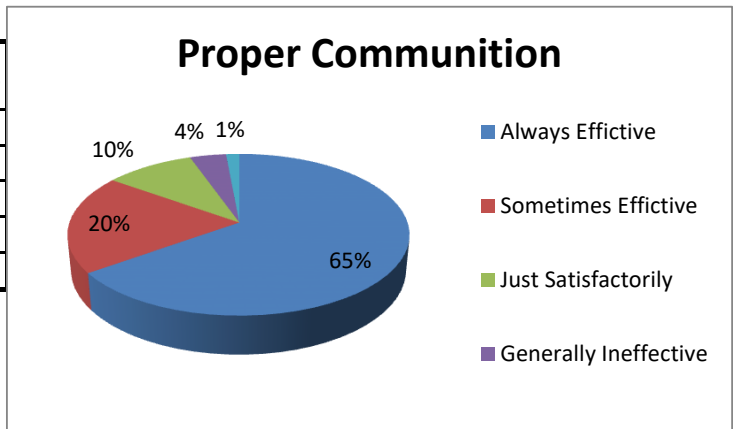
Syllabus Covered	No of Students
85 to 100%	423
70 to 84%	383
55 to 69%	134
30 to 54%	54
Below 30%	45



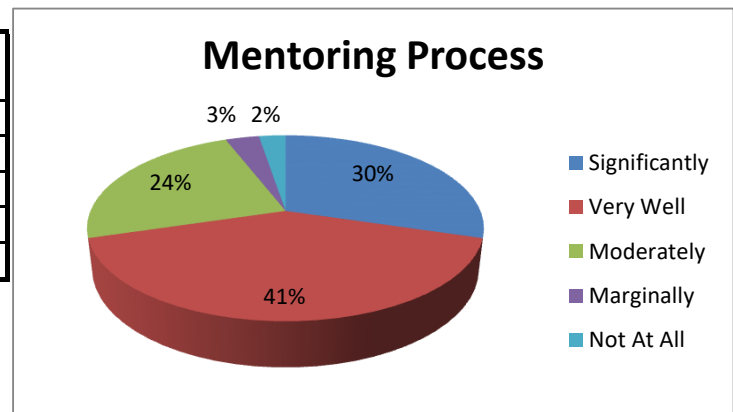
Teachers Preparation for classes	No of Students
Thoroughly	383
Satisfactorily	402
Poorly	144
Indifferently	89
Won't Teach At All	21



Proper Communion	No of Students
Always Effective	676
Sometimes Effective	206
Just Satisfactorily	101
Generally Ineffective	41
Very Poor Communication	15

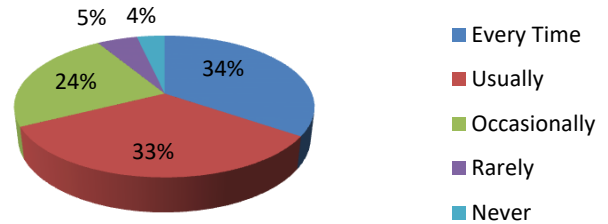


Mentoring Process	No of Students
Significantly	308
Very Well	423
Moderately	247
Marginally	34
Not At All	27



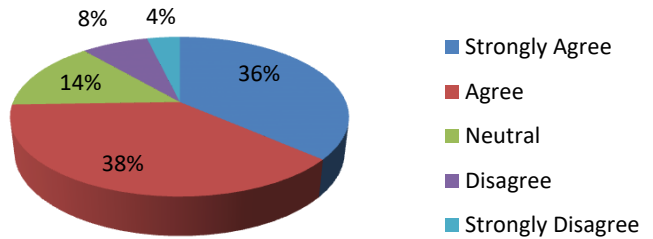
Teachers Illustration Through Example	No of Students
Every Time	358
Usually	345
Occasionally	245
Rarely	54
Never	37

Teachers Illustration Through Example



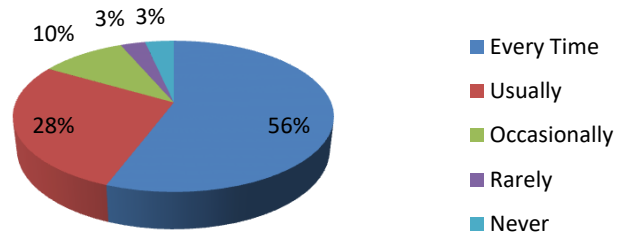
Encouraging to Participate in Extracurricular Activities	No of Students
Strongly Agree	378
Agree	396
Neutral	147
Disagree	79
Strongly Disagree	39

Encouraging to Participate in Extracurricular Activities



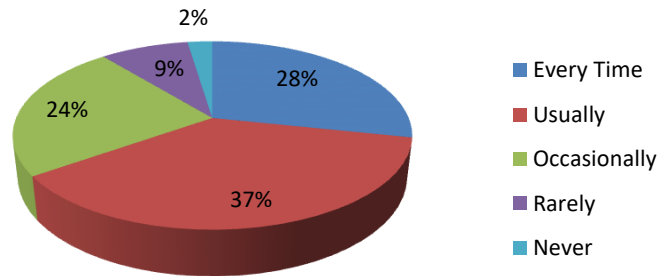
Discussion of Assignments With Students	No of Students
Every Time	579
Usually	287
Occasionally	106
Rarely	31
Never	36

Discussion of Assignments With Students

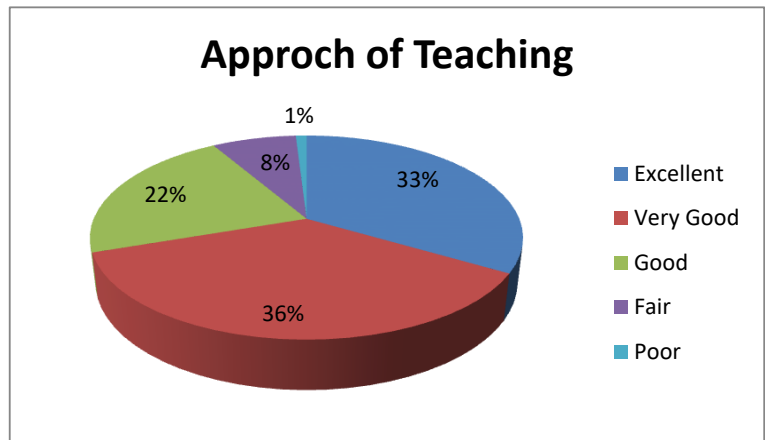


Information About Pos & Cos	No of Students
Every Time	294
Usually	384
Occasionally	247
Rarely	89
Never	25

Information About Pos & Cos



Approch of Teaching	No of Students
Excellent	347
Very Good	378
Good	226
Fair	78
Poor	10



Fairness of Internal Evaluation	No of Students
Alwsays Fair	973
Usually Fair	48
Sometimes Unfair	10
Usually Unfair	5
Unfair	3

